




METRIC

PERFORMANCE POCKET GUIDE

ROTATOR® TECHNOLOGY

A photograph of a large-scale irrigation system in a field. In the foreground, a black Rotator nozzle is shown in detail, spraying water. The background shows rows of crops, including a close-up of blueberries, being watered by the system. The scene is captured from a low angle, looking down the length of the irrigation lines.

Save water,
save energy
and do a better
job of irrigating.

NELSONIRRIGATION.COM

Proven



ROTATOR®



R5

34 - 110 LPH
Rad. 2.1 - 5.8 m
6°, 9°
INVERTED 6°



R10

61 - 164 LPH
Rad. 5.5 - 8.2 m
9°, 15°



R10T

140 - 469 LPH
Rad. 6.1 - 9.8 m
9°, 15°, 24°

performance

Nelson's complete line of Rotator® sprinklers offers many solutions to meet your tree & vine and solid set irrigation needs. More uniform water distribution patterns can be achieved, reliability is enhanced, application rates are reduced, costs and maintenance are lowered, and riser vibration is eliminated with this revolutionary sprinkler technology.



R2000

150 - 792 LPH

Rad. 6.4 - 11.3 m

6°, 9°, 12°, 15°, 24°



R2000LP / WF

191 - 1295 LPH

Rad. 9.1 - 13.7 m

25°



R33LP / R33

659 - 1935 LPH

Rad. 11.3 - 15.5 m

25°



#9836-XXX (11261-XXX FOR POP-UP)

PLATE	NOZZLE	OR FLOW CONTROL:
Green = 1	#35 Orange	8.5 (#9) GPH
Wine = 2	#40 Blue	#11 GPH
Blue = 3	#45 Purple	#14 GPH
	#50 Green	#18 GPH
	#55 Yellow	#24 GPH

Plate/Nozzle Options and Flow Performance in Liters Per Hour

R5

Plate Options	Recommended Nozzles	BAR							
		1.0	1.25	1.50	1.75	2	2.25	2.5	2.75
BLUE Low Pressure Model UPRIGHT MOUNT Radius 3.0-4.9 m Strm. Ht. 10.2-48.3 cm	#35 Orange				36	39	42	44	46
	#40 Blue			43	46	49	53	56	
	#45 Purple	44	49	54	59	63	67	70	
	#50 Green	53	60	66	72	77	81	86	
	#55 Yellow	65	73	80	87	93			
GREEN High Pressure Model UPRIGHT MOUNT Radius 3.7-5.8 m Strm. Ht. 45.7-83.8 cm	#35 Orange					39	42	44	46
	#40 Blue					49	53	56	59
	#45 Purple				59	63	67	70	74
	#50 Green				72	77	81	86	91
	#55 Yellow				87	93	99	104	110
WINE INVERTED MOUNT Radius 2.1-4.3 m Strm. Ht. 7.6-25.4 cm	#35 Orange				36	39	42	44	46
	#40 Blue			43	46	49	53	56	59
	#45 Purple	44	49	54	59	63	67	70	
	#50 Green	53	60	66	72	77			

See following page for notes on nozzle cleaning and flow control nozzles.

Recommended Pressure Range in BAR

5FC Nozzle Option*	BLUE	GREEN	WINE
8.5 GPH Orange 5FC	1.75-3.0	—	1.75-3.0
11 GPH Blue 5FC	1.5-3.0	2.0-3.0	1.0-3.0
14 GPH Purple 5FC	1.0-2.75	1.75-3.0	1.0-3.0
18 GPH Yellow 5FC	1.0-2.5	1.75-3.0	1.0-2.5
24 GPH Red 5FC	1.0-2.5	1.75-3.0	1.0-2.0

R5 ACCESSORIES

R5 DEFLECTOR CAP	R5 ONE-SIDED STREAM SPLITTER	R5 TWO-SIDED STREAM SPLITTER
		

#10951

Reduce the R5 radius down to approx. 1 meter for watering newly-planted trees.

#10746

Protects tree trunks — use when R5 Rotators are mounted 0.5-1 meter from a tree.

#10976

Protects tree trunks — use when R5 Rotators are centered between two trees.

FEMALE ACME X R5 ADAPTER	R5 INSTALLATION TOOL	MNPT ADAPTER
		

#10616

Use to connect the R5 Rotator to Acme Adapter threads.

#11108

Make installing the R5 Rotator simple.

3/8" - #9465

1/2" - #9316-002

3/4" - #9466

Available with 3/8", 1/2" or 3/4" inlet. Use w/ #10616.

FILTRATION & NOZZLE CLEANING FOR THE R5: 75 mesh or finer filtration is suggested. The plate and nozzle of the R5 should not be removed when cleaning plugged nozzles. Any attempt to do so will likely cause permanent damage.

*When using recommended pressures for a given plate and nozzle configuration, 5FC Flow Control Nozzles are flow regulating within a flow range of no more than 3% greater and 5% less than the nominal flow.



R10

#9913-XXXX

NOZZLE













THREAD
 3/8" = 0
 1/2" = 1
 Acme = 2

PLATE
 Red = 1
 White = 2
 Orange = 7

Example:

R10 Rotator®
 with 1/2" Thread (1),
 White Plate (2) and Red
 #60 Nozzle (60) =
 #9913-1260

Plate/Nozzle Options and Flow Performance in Liters Per Hour

Plate Options	Recommended Nozzles	BAR				
		1.75	2.0	2.5	3.0	3.5
 P2 9° RED Radius 5.5-6.1 m Stream Ht. 35.6-58.4 cm	 Lt. Blue #40 #9306-040	—	—	64.7	71.3	77.9
	 Lt. Purple #45 #9306-045	66.4	71.3	80.6	87.2	96.4
	 Dk. Green #50 #9306-050	82.3	87.2	99.4	108	117
0.35 10FC*		*Use #9587-xxx. Call factory for part numbers.				
 P4 9° WHITE Radius 5.5-6.7 m Stream Ht. 33.0-58.4 cm	 Dk. Green #50 #9306-050	—	—	99.4	108	117
	 Lt. Yellow #55 #9306-055	101	107	120	131	142
	 Lt. Red #60 #9306-060	117	125	141	154	167
0.50 10FC*						
 P4 15° ORANGE Radius 7.0-8.2 m Stream Ht. 102-127 cm	 Dk. Green #50 #9306-050	—	87.2	99.4	108	117
	 Lt. Yellow #55 #9306-055	—	107	120	131	142
	 Lt. Red #60 #9306-060	—	125	141	154	167
0.50 10FC*						

*Within the recommended pressure range of 1.75-3.5 bar the 0.35 and 0.50 10FC flow control nozzles are flow regulating within a flow range of no more than 0% greater and 10% less than their nominal flow (1.4 and 1.9 LPH).

#9914-XXXX














R10T

THREAD
3/8" = 0
1/2" = 1
Acme = 2

PLATE
Blue = 3
Purple = 4
Brown = 5
Gold = 6

Example:
R10T Rotator®
with Acme Thread (2),
Purple Plate (4) and
Blue #10 Nozzle (78) =
#9914-2478

Plate/Nozzle Options and Flow Performance in Liters Per Hour

Plate Options	Recommended Nozzles	BAR				
		1.75	2.0	2.5	3.0	3.5
 P8 9° BLUE Radius 6.1-6.7 m Stream Ht. 43.2-76.2 cm	 Gray #8.3 #9306-065	140	150	166	183	197
	 White #9 #9306-070	160	172	192	210	229
	 Dk. Blue #10 #9306-078	201	217	242	266	286
 P8 15° PURPLE Radius 7.6-8.2 m Stream Ht. 78.7-124.5 cm	0.75 10FC* 1.0 10FC*	*Use #9587-xxx. Call factory for part numbers. Recommended pressure range for 0.75 10FC is 1.75-3.5 bar, while the pressure range for the 1.0 10FC is 2.1-3.5 bar.				
	 P8 15° GOLD Radius 8.5-9.1 m Stream Ht. 97-145 cm	 Orange #11 #9306-086	245	261	294	323
 Purple #12 #9306-094		290	311	347	380	412
 Yellow #13 #9306-102		343	366	411	451	487
 P8 24° BROWN Radius 8.2-9.8 m Stream Ht. 163-251 cm	1.25 10FC* 1.5 10FC*	Recommended pressure range for 1.25 and 1.5 10FC is 2.1-3.5 bar.				
	Additional Nozzles P8 24° Plate only:  Dk. Blue #10 #9306-078 1.0 10FC*	—	217	242	266	286

*Within the recommended pressure ranges (see notations within the table on the right), the 0.75 and 1.0 10FC flow control nozzles are flow regulating within a flow range of no more than 0% greater and 10% less than their nominal flow (170 and 227 LPH), while the 1.25 and 1.5 10FC are flow regulating within a flow range of no more than 3.5% greater and 8% less than their nominal flow (284 and 341 LPH).


R2000



Cap
#9156



Diffuser
(Black #9467,
White #9544
Gray #10294)



Washer #9482



Motor

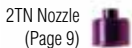


Plate (Page 9)

CAP ASSEMBLY WITH PLATE



2T Body
#9155



2TN Nozzle
(Page 9)



Adapter
#9316-002

O-ring
#9307

NOZZLE & BODY ASSEMBLY

PLATE	CAP ASSEMBLY W/ PLATE	NOZZLE	NOZZLE & BODY ASSY	COMPLETE ASSY LESS ADPTR
K1 6	10519-1106	8.3	10533-008	11991-0108
		FC	9223-085	11992-0108
K2 6	10519-1206	9	10533-009	11991-0209
		10	10533-010	11991-0210
FC		9223-100		11992-0210
		8.3	10533-008	11991-0308
K2 9	10519-1209	9	10533-009	11991-0309
		10	10533-010	11991-0310
FC		9223-085		11992-0308
		9223-100		11992-0310
K2 15	10519-1215	8.3	10533-008	11991-0408
		9	10533-009	11991-0409
10		10533-010		11991-0410
		FC	9223-085	11992-0408
FC		9223-100		11992-0410
		11	10533-011	11991-0511
K3 9	10519-1309	12	10533-012	11991-0512
		FC	9223-125	11992-0512
FC		9223-150		11992-0515
		11	10533-011	11991-0611
K3 15	10519-1315	12	10533-012	11991-0612
		FC	9223-125	11992-0612
FC		9223-150		11992-0615
		11	10533-011	11991-0711
K3 24	10519-1324	12	10533-012	11991-0712
		FC	9223-125	11992-0712
FC		9223-150		11992-0715
		13	10533-013	11991-0813
K4 6	10519-1406	14	10533-014	11991-0814
		FC	9223-150	11992-0815
FC		9223-200		11992-0820
		13	10533-013	11991-0913
K4 9	10519-1409	14	10533-014	11991-0914
		FC	9223-150	11992-0915
FC		9223-200		11992-0920
		13	10533-013	11991-1013
K4 12	10519-1412	14	10533-014	11991-1014
		FC	9223-150	11992-1015
FC		9223-200		11992-1020
		13	10533-013	11991-1113
K4 15	10519-1415	14	10533-014	11991-1114
		FC	9223-150	11992-1115
FC		9223-200		11992-1120
		13	10533-013	11991-1213
K4 24	10519-1424	14	10533-014	11991-1214
		FC	9223-150	11992-1215
FC		9223-200		11992-1220
		15	10533-015	11991-1315
K5 9	10519-1509	16	10533-016	11991-1316
		FC	9223-250	11992-1325
K5 15	10519-1515	15	10533-015	11991-1415
		16	10533-016	11991-1416
FC		9223-250		11992-1425
		15	10533-015	11991-1515
K5 24	10519-1524	16	10533-016	11991-1516
		FC	9223-250	11992-1525

Plate Options	Radius & Stream Height	Recommended Nozzles	BAR				
			2.0	2.5	3.0	3.5	4.0
 K1 6° Cream #9516-106	Rad. 6.4-7.6 m Str. Ht. 38.1-63.5 cm	 Gray #8.3 #9306-065	150	166	183	197	210
		0.85 2000FC*					
 K2 6° Lt. Blue #9516-206	Rad. 6.7-7.9 m Str. Ht. 38.1-81.3 cm	 White #9 #9306-070	172	192	210	229	245
		 Dk. Blue #10 #9306-078	217	242	266	286	306
		1.0 2000FC*					
 K2 9° Green #9516-209	Rad. 7.0-8.2 m Str. Ht. 46-94 cm	 Gray #8.3 #9306-065	150	166	183	197	210
 K2 15° Yellow #9516-215	Rad. 8.2-9.1 m Str. Ht. 79-140 cm	 White #9 #9306-070	172	192	210	229	245
		 Dk. Blue #10 #9306-078	217	242	266	286	306
		0.85 2000FC* & 1.0 2000FC*					
 K3 9° Brown #9516-309	Rad. 7.6-8.5 m Str. Ht. 48-84 cm	 Orange #11 #9306-086	261	294	323	350	375
 K3 15° Red #9516-315	Rad. 8.2-9.4 m Str. Ht. 97-160 cm	 Purple #12 #9306-094	311	347	380	412	442
 K3 24° Gray #9516-324	Rad. 8.8-10.7 m Str. Ht. 173-262 cm	1.25 2000FC*					
		1.5 2000FC*					
 K4 6° Turquoise #9516-406	Rad. 6.4-7.6 m Str. Ht. 25-61 cm	 Yellow #13 #9306-102	366	411	451	487	521
 K4 9° Purple #9516-409	Rad. 7.9-9.8 m Str. Ht. 71-107 cm	 Green #14 #9306-109	413	463	509	550	590
 K4 12° Wine #9516-412	Rad. 8.2-9.4 m Str. Ht. 81-130 cm	1.5 2000FC* 2.0 2000FC*	*Within the recommended pressure range of 2.0-4.0 bar, the 2000FC flow control nozzles are flow regulating within a flow range of no more than 3.5% greater and 8% less than their nominal flow.				
 K4 15° Gold #9516-415	Rad. 8.2-10.1 m Str. Ht. 102-152 cm						
 K4 24° Black #9516-424	Rad. 8.5-11.0 m Str. Ht. 165-254 cm						
 K5 9° Orange #9516-509	Rad. 8.2-9.4 m Str. Ht. 64-107 cm	 Tan #15 #9306-117	485	544	597	647	695
 K5 15° Tan #9516-515	Rad. 9.4-11.0 m Str. Ht. 91-124 cm	 Dk. Red #16 #9306-125	559	624	685	739	792
 K5 24° Blue #9516-524	Rad. 9.8-11.3 m Str. Ht. 193-264 cm	2.5 2000FC*					

Plate/Nozzle Options and Flow Performance in Liters Per Hour

R2000WF/LP



Cap
#9156-001



Diffuser
(Green #11142,
Purple #9898,
Red #10716)



Washer #9482



Motor
(Purple, Ivory,
Gold, or Green)



Plate (Page 11)



Bearing
#9895



Body
#9155-001

Body w/
Bearing #9920



2TN Nozzle
(Page 11)


















Adapter
with O-ring
#9316-002

O-ring
#9307

The R2000WF / LP have been designed to be easily repaired. Use these pages determine the recommended plate, nozzle, motor and diffuser combinations when making repairs, or changing nozzle size.

FULLY ASSEMBLED SPRINKLER LESS ADAPTER

PLATE	NOZZLE	COMPLETE R2000WF CAP & BODY ASSY	WF MOTOR COLOR	COMPLETE R2000LP CAP & BODY ASSY	LP MOTOR COLOR
10	10	9928-1010	Purple	9929-1010	Green
12	11	9928-1211	Ivory	9929-1211	Green
	12	9928-1212	Ivory	9929-1212	Green
14	13	9928-1413	Ivory	9929-1413	Purple
	14	9928-1414	Ivory	9929-1414	Purple
16	15	9928-1615	Ivory	9929-1615	Purple
	16	9928-1616	Ivory	9929-1616	Purple
18	18	9928-1818	Ivory	9929-1818	Purple
20	20	9928-2020	Gold	9929-2020	Purple

Plate Options	Recommended Nozzles	Model & Radius (m)	BAR						
			1.75	2.0	2.75	3.0	3.5	4.0	4.5
 12113 BLUE WF10	 Dk. Blue #10 #9306-078	R2000LP Rad. 9.1-9.8	201	217	254	266	286	-	-
	Nozzle/Body Assy. (5/64") #9920-010	R2000WF R. 10.1-10.7	-	-	254	266	286	306	328
 PURPLE WF12 #10452	 Orange #11 #9306-086	R2000LP R. 9.8-10.4	245	261	308	323	350	-	-
	Nozzle/Body Assy. (11/128") #9920-011	R2000WF R. 10.7-11.3	-	-	308	323	350	375	401
	 Purple #12 #9306-094	R2000LP R. 10.1-10.7	290	311	365	380	412	-	-
	Nozzle/Body Assy. (3/32") #9920-012	R2000WF R. 11.3-11.6	-	-	365	380	412	442	469
 GREEN WF14 #9877	 Yellow #13 #9306-102	R2000LP R. 10.1-11.0	343	366	431	451	487	-	-
	Nozzle/Body Assy. (13/128") #9920-013	R2000WF R. 11.3-11.6	-	-	431	451	487	521	558
	 Green #14 #9306-109	R2000LP R. 10.4-11.3	389	413	487	509	550	-	-
	Nozzle/Body Assy. (7/64") #9920-014	R2000WF R. 11.6-12.2	-	-	487	509	550	590	626
 RED WF16 #9931	 Tan #15 #9306-117	R2000LP R. 10.4-11.3	453	485	574	597	647	-	-
	Nozzle/Body Assy. (15/128") #9920-015	R2000WF R. 11.9-12.5	-	-	574	597	647	695	737
	 Red #16 #9306-125	R2000LP R. 11.0-11.6	522	559	655	685	739	-	-
	Nozzle/Body Assy. (1/8") #9920-016	R2000WF R. 11.9-12.5	-	-	655	685	739	792	837
 9870 GOLD WF18	 Gold #18 #9306-141	R2000LP R. 11.6-11.9	668	716	834	869	940	-	-
	Nozzle/Body Assy. (9/64") #9920-018	R2000WF R. 12.5-12.8	-	-	834	869	940	1001	1060
 9878 BRN. WF20	 Dk. Brown #20 #9306-156	R2000LP R. 12.2-12.8	814	873	1016	1062	1144	-	-
	Nozzle/Body Assy. (5/32") #9920-020	R2000WF R. 12.8-13.7	-	-	1016	1062	1144	1222	1295

R10-R2000(WF) ACCESSORIES These work for R10, R10T, R2000, R2000LP, & R2000WF, unless otherwise specified.

R10 ONE-SIDED STREAM SPLITTER	R10 TWO-SIDED STREAM SPLITTER	LEGACY LOW-ANGLE ROAD GUARD
		

#11285

Protect adjacent tree trunks by creating a small wedge shape in the wetted pattern.

#11275

Protect adjacent tree trunks by creating a small wedge shape in the wetted pattern.

#9590-030

Snap on R10, R10T or legacy R2000(WF) to convert to part-circle operation (200°).

LEGACY HIGH-ANGLE ROAD GUARD	PVC ADAPTER	MNPT ADAPTER
		

#9879

Snap on R10, R10T or legacy R2000(WF) to convert to part-circle operation (200°).

1/2" - #10060-001

3/4" - #10060-002

25 mm - #10060-003




Available with 1/2", 3/4" or 25 mm inlet.

3/8" - #9465

1/2" - #9316-002

3/4" - #9466

Available with 3/8", 1/2" or 3/4" inlet.

2000 SERIES 2TN NOZZLE REMOVAL TOOL	R2000(WF) PLATE REMOVAL TOOL	R2000(WF) CAP REMOVAL TOOL
		

#12260

Removes the nozzle from the R2000(WF).

#9620

Removes the plate from the R2000(WF).

#10689

Easily removes the cap assembly on the R2000(WF).

R2000(WF) FLUSH TOOL	NEW STYLE R2000(WF) MOTOR REMOVAL TOOL	COMPRESSION ADAPTER
		

#9210

Disconnect and reconnect sprinkler for nozzle cleaning while under pressure.

#12215

Removes the motor from the R2000(WF).

#10623

1/2" Spigot x Compression Barb connects 10mm tubing to PVC.

R10-R2000(WF) ACCESSORIES These work for R10, R10T, R2000, R2000LP, & R2000WF, unless otherwise specified.

NEW-STYLE R2000 STREAM SPLITTER	LEGACY R2000 STREAM SPLITTER	PC-R2000WF & PC-R2000LP
		

#12056

Protect adjacent tree trunks by creating a small wedge shape in the wetted pattern.

#12057

Use on Legacy Style R2000 to protect adjacent tree trunks.

#10242-1xxx (i.e. PC-R2000WF WF12 #11 is #10242-1211); #11296-xxxx (PC-R2000LP). Road Guard unassembled.

R2000(WF) HIGH-ANGLE ROAD GUARD	THREADED CAP FOR ACME ADAPTER	FEMALE ACME X 1/2" PVC SPIGOT
		

#12213-001

Snap on new style R2000(WF) to convert to part-circle operation (190°).

#10615

Connects to Acme thread and acts as a shutoff cap.

#10352

Enables easy attachment to a 1/2" PVC riser.

FEMALE ACME X PVC (1" OR 3/4")	PRESSURE GAUGE TAP ASSEMBLY
	

#12214

For detachable risers.
Connection options:
3/4" Socket or 1" Spigot

#10367 Female Acme x

Male Acme Gauges:
0-4 bar, #8968-002
0-7 bar, #8968-003
0-11 bar, #8968-004

MINI REGULATOR/DRAIN CHECK OPTIONS

For **(Brown) MINI REGULATOR DRAIN CHECK (MRDC)** and **(Gray) MINI REGULATOR (MR)** specify pressure: 1.4, 2.1, 2.4, 2.8, 3.1, 3.4 or 4.1 bar nominal pressures — and specify connection. The **(Green) MDC** is a check valve only that opens 0.14-0.34 bar below the nominal pressure rating. Available in 1.4 and 2.4 bar options. The R10-R2000(WF) sprinklers directly connect to the Acme outlet. The R5 requires the #10616 adapter. The R33 cannot be used with these mini regulator options.

1/2" FNPT INLET X ACME OUTLET	ACME INLET X ACME OUTLET	1/2" MNPT INLET X ACME OUTLET
		

MRDC #10406-0XX
(SHOWN);
MR #10020-0XX;
MDC #11140-020
or -035

MRDC #10407-0XX;
MR #10099-0XX
(SHOWN);
MDC #11139-020
or -035

MRDC #11153-0XX;
MR #11149-0XX;
MDC #11157-020 or
-035 (SHOWN)

4 mm Stake & Tubing Options for the R5




1/2 PVC-4





FULL ASSY*
#11260-21824
 4 mm x 61 cm
 tubing, 46 cm stake

Choose the stake & tubing option that best suits your needs. Installation is fast and simple. Order as parts — some models available as full assemblies. Common configurations are listed with part numbers but different tubing and stake lengths are also available.

1/2" PVC stake (with 4 mm tubing) protects tubing.

FT-01	FT-02	FT-03
 <p>FULL ASSY* #10745-024 4 mm x 61 cm tubing, 30 cm stake or #10744-036 4 mm x 91 cm tubing, 44 cm stake</p>	 <p>UNASSEMBLED #10136 adapter, #9960-930 tubing, 2 #9987 hanger rod clips (required), 61 cm steel stake #9726-024 or 61 cm fiberglass stake #10040-024</p>	 <p>UNASSEMBLED #10136 adapter, #9960-930 tubing, 61 cm steel stake #9726-024 or 61 cm fiberglass stake #10040-024</p>

5 mm Stake & Tubing Options for the R5 & R10

FT2	1/2 PVC-5	3/4 PVC-5
 <p>ASSY* LESS STAKE #9741-030 5 mm x 76 cm tubing, 61 cm steel stake #9726-024 or 61 cm fiberglass stake #10040-024</p>	 <p>FULL ASSY* #11284-22130 5 mm x 76 cm tubing, 53 cm stake</p>	 <p>FULL ASSY* #11455-12130 5mm x 76 cm tubing, 53 cm stake</p>

1/2" PVC stake (with 5 mm tubing) protects tubing.

3/4" PVC stake (with 5 mm tubing) protects tubing.

10 mm Stake & Tubing Options for the R10-R2000(WF)

FT4	3/4 PVC-10	FT5
 <p>ASSY* LESS STAKE #9752-036 10mm x 91 cm tubing, 61 cm steel stake #9725-024 or 61 cm fiberglass stake #10160</p>	 <p>FULL ASSY* #11452-12136 10mm x 91 cm tubing, 53 cm stake</p>	 <p>ASSY* LESS STAKE #9737-048 10mm x 91 cm tubing, 121 cm steel stake #9725-048 or 61 cm fiberglass stake #10160</p>

3/4" PVC stake (with 10 mm tubing) protects tubing.

Quick disconnect/reconnect feature facilitates use of LD polyethylene pipe (1.25" to 2") in a portable system (3.5-5.5 bar).

R33LP/R33



Nelson Irrigation Corporation recommends that the R33 & R33LP be stocked and purchased as a full assembly. Please order all other parts for the purpose of repairs only.



Retainer #11039

Plate (Page 15)



Body
#11076











Nozzle (Page 13)

Adapter w/ O-ring
#11344

O-ring
#11343

PLATE & NOZZLE	ASSEMBLED R33 CAP, BODY & ADAPTER	ASSEMBLED R33 CAP, BODY (NO ADAPTER)
18	11466-1018	11336-018
20	11466-1020	11336-020
22	11466-1022	11336-022
24	11466-1024	11336-024
26	11466-1026	11336-026

PLATE & NOZZLE	ASSEMBLED R33LP CAP, BODY & ADAPTER	ASSEMBLED R33LP CAP, BODY (NO ADAPTER)
18	11466-1118	11336-118
20	11466-1120	11336-120
22	11466-1122	11336-122
24	11466-1124	11336-124
26	11466-1126	11336-126

Plate Options	Recommended Nozzles	Model & Radius (m)	BAR							
			1.75	2.0	2.5	2.75	3.0	3.5	4.0	4.5
 GOLD 18 #10974-018	 Gold #18 #11078-018 (9/64")	R33LP R. 11.3-12.8	659	703	786	825	862	931	—	—
		R33 R. 13.1-13.4	—	—	—	825	862	931	996	1058
 BROWN 20 #10974-020	 Brown #20 #11078-020 (5/32")	R33LP R. 11.6-13.4	805	859	961	1009	1054	1143	—	—
		R33 R. 13.7-14.3	—	—	—	1009	1054	1143	1217	1293
 GRAY 22 #10974-022	 Gray #22 #11078-022 (11/64")	R33LP R. 11.9-13.4	970	1036	1160	1218	1272	1375	—	—
		R33 R. 14.0-14.6	—	—	—	1218	1272	1375	1468	1554
 GREEN 24 #10974-024	 Green #24 #11078-024 (3/16")	R33LP R. 12.5-14.0	1144	1227	1378	1447	1513	1639	—	—
		R33 R. 14.9-15.2	—	—	—	1447	1513	1639	1753	1862
 MAROON 26 #10974-026	 Maroon #26 #11078-026 (13/64")	R33LP R. 13.1-14.3	1350	1449	1630	1712	1786	1933	—	—
		R33 (Prelim.) R. 14.9-15.5	—	—	—	1712	1786	1933	2065	2184

R33LP/R33 ACCESSORIES

R33LP/R33 FLUSH TOOL	R33LP/R33 ROAD GUARD	33TN NOZZLE REMOVAL TOOL	DIFFUSER/MOTOR INSTL/RMV TOOL
			

(Short) **#11161-001**;
 (Long) **#11161-002**
 Disconnect and re-connect sprinkler for nozzle cleaning while under pressure.

#11363
 Snap on R33LP/R33 to convert to part-circle operation.

#11473
 Removes the nozzle from the R33 body.

#11478
 Aids in disassembling and reassembling the cap assembly, motor and diffuser.

Only the nozzle and plate combinations grouped together in the enclosed charts are recommended. The absence of flow data on a given chart indicates the pressure is outside the recommended range.

The performance data in this booklet has been recorded under ideal test conditions and may be adversely affected by poor hydraulic entrance conditions, slope, riser tilt, temperature, wind or other factors.



848 Airport Road,
Walla Walla, WA 99362 U.S.A.
Tel: +1 509.525.7660
Fax: +1 509.525.7907
info@nelsonirrigation.com
nelsonirrigation.com



20 Macadam Street,
Seventeen Mile Rocks,
QLD 4073
PO Box 530, Sumner,
QLD 4074
Tel: +61 7 3715 8555
nelsonirrigation.com.au

WARRANTY AND DISCLAIMER: Nelson Rotator® sprinklers and accessories are warranted for one year from the date of original sale to be free of defective material and workmanship when used within the working specifications for which the products were designed and under normal use and service. The manufacturer assumes no responsibility for installation, removal or unauthorized repair of defective parts and the manufacturer will not be liable for any crop or other consequential damages resulting from any defects or breach of warranty. THIS WARRANTY IS EXPRESSLY IN LIEU OF ALL OTHER WARRANTIES, EXPRESS OR IMPLIED, INCLUDING the warranties of merchantability AND FITNESS FOR PARTICULAR PURPOSES AND OF ALL OTHER OBLIGATIONS OR LIABILITIES OF MANUFACTURER. no agent, employee or representative of the manufacturer has authority to waive, alter or add to the provisions of this warranty nor to make any representations or warranty not contained herein.

This product may be covered by one or more of the following U.S. Patent Numbers 4796811, RE33823, DES312865, 5058806, 5257646, 5372307, 5875815 and other U.S. Patents pending or corresponding issued or pending foreign patents.